

Errata

Title & Document Type: HP 10070A, HP 10071A, HP 10073A, and HP 10074A
Oscilloscope Probes User's Guide

Manual Part Number: 10070-92001

Revision Date: October 1995

About this Manual

We've added this manual to the Agilent website in an effort to help you support your product. This manual provides the best information we could find. It may be incomplete or contain dated information, and the scan quality may not be ideal. If we find a better copy in the future, we will add it to the Agilent website.

HP References in this Manual

This manual may contain references to HP or Hewlett-Packard. Please note that Hewlett-Packard's former test and measurement, life sciences, and chemical analysis businesses are now part of Agilent Technologies. The HP XXXX referred to in this document is now the Agilent XXXX. For example, model number HP8648A is now model number Agilent 8648A. We have made no changes to this manual copy.

Support for Your Product

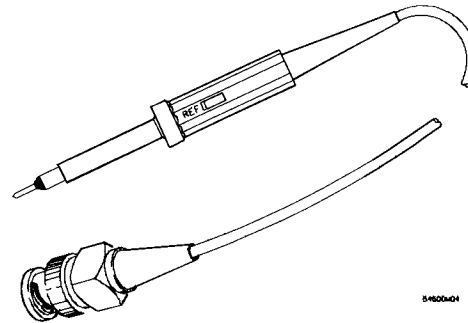
Agilent no longer sells or supports this product. You will find any other available product information on the Agilent Test & Measurement website:

www.agilent.com

Search for the model number of this product, and the resulting product page will guide you to any available information. Our service centers may be able to perform calibration if no repair parts are needed, but no other support from Agilent is available.



HP 10070A, HP 10071A, HP 10073A, and HP 10074A Oscilloscope Probes



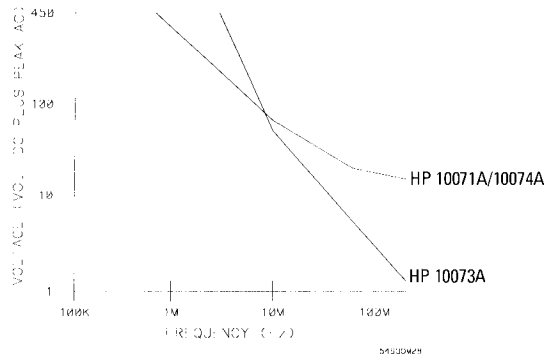
Characteristics

Operating Temperature	-10 °C to 55 °C
Humidity	to 90%
Shock	400g 1/2 sine wave on tip end 50g 1/2 sine wave on BNC end
Propagation Delay	≈7 ns (1.5m probe cable length)

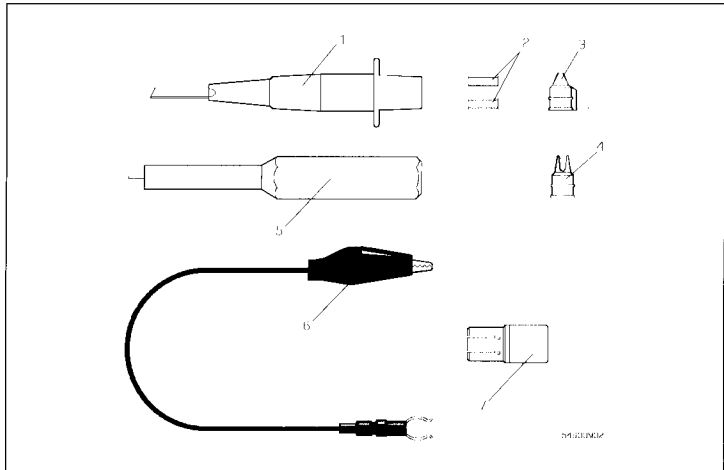
	HP 10070A	HP 10071A	HP 10073A	HP 10074A
System Bandwidth	20 MHz	150 MHz	500 MHz	150 MHz
System Rise-time (Calculated)	<17.5 ns	<2.33 ns	<700 ps	<2.33 ns
Attenuation Ratio	1:1	10:1	10:1	10:1
Input Resistance (when terminated into 1 MΩ)	1 MΩ	10 MΩ	1 MΩ	10 MΩ
Input Capacitance	≈70 pF	≈15 pF	≈12 pF	≈15 pF
Maximum Input (dc + peak ac)	400 V	450 V	450 V	450 V
Compensation Range	NA	9 – 17 pF	6-15 pF	9 – 17 pF
Probe Readout	NA	No	Yes	Yes



HP Part Number 10070-92001
Printed 10/95



HP 10071A/10074A and HP 10073A Voltage Derating Curve

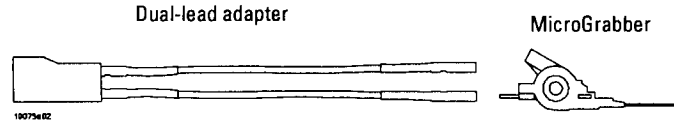


HP 5081-7690 Accessory Kit

Item	Description	Qty
1	Retractable Hook Tip	1
2	Orange, white, blue, and green identification tags	2 each
3	Ground Bayonet	1
4	IC Tip	1
5	Adjustment Tool	1
6	Ground Lead (Black)	1
7	BNC Adapter (not part of kit, order separately) HP Part Number 5081-7705	

New Surface Mount Probing Accessories for HP 10070-series Probes

HP 10075A 0.5 mm MicroGrabber Accessory Kit



- Smallest grabbers in the industry to date
- Probe PQFP and SOIC SMT packages from 0.5 mm to 0.8 mm (0.020" to 0.032") lead pitch
- Thin clip body allows many PQFP clips to be mounted side-by-side

This kit includes four 0.5 mm micrograbbers (HP 10467-68701) and two dual-lead adapters (HP 8710-2063) for use with the HP 10070 family probes.



Plug the probe tip into the single-lead end of the dual-lead adapter and connect the micrograbbers to the other end.

Dual-lead adapters can also be used for connection to your system's 0.635 mm (0.025") diameter posts.

Ordering Information

HP 10075A 0.5 mm MicroGrabber Accessory Kit
HP 10467-68701 MicroGrabbers alone (package of 4)

HP 10072A SMT Accessory Kit



54400E77

- Probe SMT packages as small as 1.27 mm (0.050") lead pitch
- Kit is compatible with 10070 family probes

This kit includes ten grabbers and two dual-lead adapters (HP 8710-2063) for use with the HP 10070 family probes.

Plug the probe tip into the single-lead end of the dual-lead adapter and connect the grabbers to the other end.

Dual-lead adapters can also be used for connection to your system's 0.635 mm (0.025") diameter posts.

Ordering Information

HP 10072A SMT Accessory Kit

HP 5090-4356 grabbers alone (package of 20)



HP Part Number 10070-92002

Printed 11/96
